

STATEMENT OF ALLOTMENTS, OBLIGATIONS AND BALANCES
As of September 30, 2020

Department: HEALTH
Agency : BATANGAS MEDICAL CENTER
Fund : General Fund 101

P/A/P/ ALLOTMENT CLASS/ OBJECT OF EXPENDITURE	OBJECT CODE	ALLOTMENT RECEIVED	OBLIGATIONS INCURRED		Unobligated Balance of Allotment	REMARKS % Obligation	DISBURSEMENT		REMARKS % Disbursement
			This Report	To Date			This Report	To Date	
			Sept. 2020	Jan. - Sept. 2020			Sept. 2020	Jan. - Sept. 2020	
CURRENT YEAR BUDGET									
PERSONAL SERVICES									
Salaries	5010101001	626,461,000.00	55,837,205.64	501,416,761.75	125,044,238.25		55,837,205.64	501,416,761.75	
PERA	5010201001	34,572,000.00	2,958,999.99	26,292,550.18	8,279,449.82		2,958,999.99	26,292,550.18	
RA	5010202000	390,000.00	31,000.00	274,000.00	116,000.00		31,000.00	274,000.00	
TA	5010203001	390,000.00	31,000.00	274,000.00	116,000.00		31,000.00	274,000.00	
Magna Carta - Subsistence Allowance	5010205003	12,000,000.00	1,388,050.00	11,839,125.00	160,875.00		1,388,050.00	11,839,125.00	
Magna Carta - Laundry Allowance	5010206004	1,000,000.00		1,000,000.00	-		0.00	1,000,000.00	
Hazard Pay Benefit	5010211005	67,783,000.00		67,783,000.00	-		-	67,783,000.00	
Longevity Pay	5010212004	12,000,000.00	548,586.33	12,000,000.00	-		548,586.33	12,000,000.00	
Night-Shift Differential	5010213002	7,332,000.00	851,746.55	5,613,218.54	1,718,781.46		851,746.55	5,613,218.54	
Clothing/Uniform Allowance	5010204001	9,018,000.00		8,748,000.00	270,000.00		-	8,748,000.00	
Productivity Enhancement Incentive	5010208001	7,515,000.00		-	7,515,000.00		-	-	
Midyear Bonus	5010214001	52,205,000.00		52,205,000.00	-		-	52,205,000.00	
Bonus	5010214001	52,205,000.00		2,992,891.74	49,212,108.26	-	0.00	2,992,891.74	
Cash Gift	5010215001	7,515,000.00		-	7,515,000.00		-	-	
Step Increment	5010499010	1,566,000.00		-	1,566,000.00		-	-	
Pag-ibig Contributions	5010302001	1,804,000.00	155,100.00	1,224,100.00	579,900.00		155,100.00	1,376,100.00	
Medicare Contributions	5010303001	6,944,000.00	789,686.30	6,237,970.20	706,029.80		789,686.30	6,237,970.20	
ECIP	5010304001	1,804,000.00	153,600.00	1,193,100.00	610,900.00			1,041,100.00	
Administration of Personnel Benefits	5010101001	41,787,000.00	10,434,160.58	29,233,886.43	12,553,113.57		10,434,160.58	29,233,886.43	
Sub-total		944,291,000.00	73,179,135.39	728,327,603.84	215,963,396.16	77.13%	73,025,535.39	728,327,603.84	100.00%
RLIP	5010301000	75,175,000.00	-						
Adjustment (SARO-ROIVA-20-0008997 dtd. 05/05/20)	5010000000	- 2,419,000.00							
Sub-total		72,756,000.00	-	18,483,039.35	54,272,960.65	25.40%		18,483,039.35	100.00%
GRAND TOTAL PS		1,017,047,000.00	73,179,135.39	746,810,643.19	270,236,356.81	73.43%	73,025,535.39	746,810,643.19	100.00%
REGULAR MOOE									
Travelling Expenses	5020101000	500,000.00	21,300.36	500,000.00	-		42,050.36	500,000.00	
Training Expenses	5020201000	1,000,000.00		18,860.00	981,140.00		-	5,000.00	
Supplies and Materials							-	-	
Office Supplies	5020301000	1,784,000.00		1,429,208.50	354,791.50		-	499,813.97	
Accountable Forms	5020302000	1,100,000.00		210,400.00	889,600.00		-	210,400.00	
Food Supplies	5020305000	12,000,000.00	540,282.50	5,924,546.70	6,075,453.30		540,282.50	5,924,546.70	
Drugs and Medicines	5020307000	8,000,000.00	7,967.69	2,003,474.44	5,996,525.56	-	0.00	1,995,506.75	
Medical, Dental Laboratory Supplies	5020308000	10,000,000.00	86,750.00	4,396,319.17	5,603,680.83		0.00	4,249,884.17	
Gasoline, Oil & Lubricants	5020309000	464,000.00		146,931.87	317,068.13		-	146,931.87	
Other Supplies	5020399000	2,926,000.00	7,899.64	1,538,099.14	1,387,900.86		7,899.64	1,316,283.64	
Utilities Expenses							-	-	
Water Expenses	5020401000	2,000,000.00		1,941,350.32	58,649.68		-	1,941,350.32	
Electricity Expenses	5020402000	22,723,000.00	2,183,018.45	18,571,575.54	4,151,424.46		1,839,394.05	18,227,951.14	
Communication Expenses							-	-	
Postage & Deliveries	5020501000	10,000.00		10,000.00	-		-	10,000.00	
Telephone Expenses (Landline)	5020502001	103,000.00		103,000.00	-		-	103,000.00	
Telephone Expenses (Mobile)	5020502002	103,000.00	17,781.04	57,973.08	45,026.92		17,781.04	57,973.08	
Internet	5020503000	1,236,000.00	34,861.11	1,121,727.54	114,272.46		32,285.11	742,159.54	
Cable Expense	5020504000	50,000.00	489.00	4,401.00	45,599.00		489.00	4,401.00	
Professional Services							-	-	
Auditing Services	5021102000	51,000.00		2,503.50	48,496.50		-	2,503.50	
Janitorial Services	5021202000	10,000,000.00		10,000,000.00	-		-	10,000,000.00	
Security Services	5021203000	5,000,000.00	1,206,802.88	2,599,048.69	2,400,951.31		1,206,802.88	2,599,048.69	
General Services							-	-	
Environmental Expenses	5021201000	5,000,000.00		4,050,441.50	949,558.50		-	4,050,441.50	
Repair and Maintenance							-	-	
Repairs & Maint. - Hospital Centers	5021304001	500,000.00		215,240.00	284,760.00		-	215,240.00	
Repairs & Maint. - Hospital Equipment	5021305011	2,000,000.00		-	2,000,000.00		-	-	
Repairs & Maint. - Hospital Vehicle	5021306001	200,000.00		85,287.92	114,712.08		19,800.00	40,487.92	
Taxes, Insurance Premiums & Other Fees							-	-	
Taxes, Duties & Licenses	5021501001	100,000.00	5,018.12	5,018.12	94,981.88		5,018.12	5,018.12	
Fidelity Bond Premium	5021502000	200,000.00		200,000.00	-		-	200,000.00	
Other MOOE							-	-	
Representation Expenses	5029903000	500,000.00		80,947.50	419,052.50		10,000.00	37,500.00	
Rent - Equipment	5029905004	50,000.00		-	50,000.00		-	-	
Sub-total		87,600,000.00	4,112,170.79	55,216,354.53	32,383,645.47	63.03%	3,721,802.70	53,085,441.91	96.14%
CAPITAL OUTLAY									
Building and Other Structures	5060404001				-				
Machinery and Equipment Outlay	5060405011				-				
Sub-total		-	-	-	-	0.00%		-	0.00%
GRAND TOTAL		1,104,647,000.00	77,291,306.18	802,026,997.72	302,620,002.28	72.60%	76,747,338.09	799,896,085.10	99.73%

STATEMENT OF ALLOTMENTS, OBLIGATIONS AND BALANCES
As of September 30, 2020

Department: HEALTH
Agency : BATANGAS MEDICAL CENTER
Fund : General Fund 101

P/A/PI ALLOTMENT CLASS/ OBJECT OF EXPENDITURE	OBJECT CODE	ALLOTMENT RECEIVED	OBLIGATIONS INCURRED		Unobligated Balance of Allotment	REMARKS %	DISBURSEMENT		REMARKS %
			This Report	To Date			This Report	To Date	
			Sept. 2020	Jan. - Sept. 2020			Sept. 2020	Jan. - Sept. 2020	
PENSION AND GRATUITY									
(NCA-ROIVA-20-0001791 dtd. 2/11/2020)									
(NCA-ROIVA-20-0002789 dtd. 03/03/2020)									
SARO-ROIVA-20-000664 dtd. 02/11/2020 - Terminal Leave	5010000000	731,644.00		731,643.46				731,643.46	
SARO-ROIVA-20-001434 dtd. 03/03/2020 - Terminal Leave	5010000000	965,396.00		965,395.79				960,395.79	
Sub-total (Terminal Leave)		1,697,040.00	-	1,697,039.25	0.75	100.00%	-	1,692,039.25	99.71%
TOTAL RELEASE - DBM (PS)		1,697,040.00	-	1,697,039.25	0.75	100.00%	-	1,692,039.25	99.71%
SUB - ALLOTMENT - MOOE (CURRENT)									
Central Office									
MOOE									
SAA No. 2020-0141 dtd. 2/13/20 - Assistance to Indigent Patients either Confined or Out-Patient in Government Hospitals	5021402000	500,000.00							
SAA No. 20-02-0099 dtd. 2/13/20 - Assistance to Indigent Patients either Confined or Out-Patient in Government Hospitals	5021402000	9,500,000.00							
SAA No. 2020-02-0242 dtd. 2/28/20 - Assistance to Indigent Patients either Confined or Out-Patient in Government Hospitals	5021402000	3,500,000.00							
SAA No. 2020-03-0558 dtd. 3/24/20 - Assistance to Indigent Patients either Confined or Out-Patient in Government Hospitals	5021402000	10,000,000.00							
SAA No. 2020-03-0591 dtd. 3/27/20 - Assistance to Indigent Patients either Confined or Out-Patient in Government Hospitals	5021402000	500,000.00							
SAA No. 2020-04-0652 dtd. 4/15/20 - Assistance to Indigent Patients either Confined or Out-Patient in Government Hospitals	5021402000	15,100,000.00							
SAA No. 2020-05-0948 dtd. 5/15/20 - Assistance to Indigent Patients either Confined or Out-Patient in Government Hospitals	5021402000	3,200,000.00							
SAA No. 2020-06-1481 dtd. 6/19/20 - Assistance to Indigent Patients either Confined or Out-Patient in Government Hospitals	5021402000	5,000,000.00							
SAA No. 2020-06-1567 dtd. 6/23/20 - Assistance to Indigent Patients either Confined or Out-Patient in Government Hospitals	5021402000	17,350,000.00							
SAA No. 2020-06-1706 dtd. 6/29/20 - Assistance to Indigent Patients either Confined or Out-Patient in Government Hospitals	5021402000	12,500,000.00							
SAA No. 2020-08-2169 dtd. 8/24/20 - Assistance to Indigent Patients either Confined or Out-Patient in Government Hospitals	5021402000	1,000,000.00							
SAA No. 2020-09-2373 dtd. 9/14/20 - Assistance to Indigent Patients either Confined or Out-Patient in Government Hospitals	5021402000	17,000,000.00							
Drugs and Medicines	5020307000		745,152.36	50,428,051.46			429,043.76	37,987,460.74	
Medical Supplies	5020308000		2,789,898.76	27,934,264.90			1,250,233.76	9,867,697.71	
Other Professional Services	5021299000			173,140.31			-	173,140.31	
Sub-total (MAIP)		95,160,000.00	3,535,051.12	78,535,466.67	16,614,543.33	82.54%	1,679,277.52	48,028,298.76	61.15%
SAA 2020-03-0323 dtd. 3/6/20 - Health Emergency Preparedness and Response	5021408000	500,000.00							
Representation Expenses	5029903000		70,000.00	70,000.00			-	-	
Other Supplies	5020399000		40,000.00	40,000.00			-	-	
Training Expenses	5020201000		15,710.00	97,805.50			15,710.00	78,725.50	
Sub-total (HEMB)		500,000.00	125,710.00	207,805.50	292,194.50	41.56%	15,710.00	78,725.50	37.88%
SAA No. 2020-03-0470 dtd. 3/12/20 - National Voluntary Blood Program	5021408000	500,000.00							
Medical Supplies	5020308000			500,000.00					
Sub-total (NVBP)		500,000.00	-	500,000.00	-	100.00%	-	-	0.00%
SAA No. 2020-03-0301 dtd. 3/5/20 - Public Health Management - Implementation of Chemical Safety and Toxicology Activities	5021408000	1,000,000.00							
Medical Supplies	5020308000		30,000.00	606,600.00			30,000.00	585,000.00	
Sub-total (TOXIC)		1,000,000.00	30,000.00	606,600.00	393,400.00	60.66%	30,000.00	585,000.00	96.44%
SAA No. 2020-05-0091 dtd. 5/20/20 Quick Response Fund	5021199000	5,814,870.00							
SAA No. 2020-06-1302 dtd. 6/10/20 Quick Response Fund	5021199000	2,553,958.75							
SAA No. 2020-06-1631 dtd. 6/23/20 Quick Response Fund	5021199000	4,749,510.00							
SAA No. 2020-07-1764 dtd. 7/1/20 Quick Response Fund	5021199000	4,688,367.60							
SAA No. 2020-09-2311 dtd. 9/4/20 Quick Response Fund	5021199000	8,914,075.20							
Other Professional Services			2,576,630.13	8,875,806.87			3,467,625.96	8,875,806.87	
Sub-total (QRF-OPS)		26,720,781.55	2,576,630.13	8,875,806.87	17,844,974.68	33.22%	3,467,625.96	8,875,806.87	100.00%
SAA No. 2020-07-1883 dtd. 6/23/20 Quick Response Fund	5021199000	1,025,256.63							
Other Professional Services				1,019,442.75				573,500.00	
Sub-total (QRF-SRA)		1,025,256.63	-	1,019,442.75	5,813.88	99.43%	-	573,500.00	56.26%

STATEMENT OF ALLOTMENTS, OBLIGATIONS AND BALANCES
As of September 30, 2020


Department: HEALTH
Agency : BATANGAS MEDICAL CENTER
Fund : General Fund 101


P/A/P/ ALLOTMENT CLASS/ OBJECT OF EXPENDITURE	OBJECT CODE	ALLOTMENT RECEIVED	OBLIGATIONS INCURRED		Unobligated Balance of Allotment	REMARKS %	DISBURSEMENT		REMARKS %
			This Report	To Date			This Report	To Date	
			Sept. 2020	Jan. - Sept. 2020			Sept. 2020	Jan. - Sept. 2020	
SAA No. 2020-06-1074 dtd. 8/1/20 Quick Response Fund	5029999099	7,501,300.00							
Other Maintenance and Operating Expenses			506,406.00	7,285,657.20			2,135,178.00	7,231,657.20	
Sub-total (QRF - MOOE Accom)		7,501,300.00	506,406.00	7,285,657.20	215,642.80	97.13%	2,135,178.00	7,231,657.20	99.26%
SAA No. 2020-06-1140 dtd. 5/20/20 Quick Response Fund	5029999099	46,310,000.00							
Other Maintenance and Operating Expenses			6,801,326.50	26,052,738.94			3,173,737.44	16,948,807.44	
Sub-total (QRF - MOOE - Supplies)		46,310,000.00	6,801,326.50	26,052,738.94	20,257,261.06	56.26%	3,173,737.44	16,948,807.44	65.06%
SAA No. 2020-08-1993 dtd. 8/4/20 Speciality Centers for Cancer Care	5029999099	1,800,000.00							
Other Maintenance and Operating Expenses			450,038.00	450,038.00					
Sub-total (SCCC - MOOE)		1,800,000.00	450,038.00	450,038.00	1,349,962.00	25.00%	-	-	0.00%
SAA No. 2020-08-2212 dtd. 8/25/20 Health Facility Policy and Plan Development	5029999099	405,000.00							
Other Professional Services									
Sub-total (HFPPD)		405,000.00	-	-	405,000.00	0.00%	-	-	0.00%
TOTAL SUB - ALLOTMENT - MOOE (CURRENT)		180,912,338.18	14,025,161.75	123,533,545.93	57,378,792.25	68.28%	10,501,528.92	82,321,795.77	66.64%
SUB - ALLOTMENT - CO (CURRENT)									
Regional Office IV - A									
SAA No. 2020-03-401 dtd. 3/11/20 HFEP - Capital Outlay									
Medical Equipment	5060405011	95,000,000.00							
Sub-total (HFEP - ME)		95,000,000.00	-	-	95,000,000.00	0.00%		-	0.00%
SAA No. 2020-04-0837 dtd. 5/8/20 HFEP - Quick Response Fund									
Medical Equipment	5060405011	32,800,000.00		15,514,274.58			6,110,874.58	6,110,874.58	
Sub-total (QRF - ME)		32,800,000.00	-	15,514,274.58	17,285,725.42	47.30%	6,110,874.58	6,110,874.58	0.00%
TOTAL SUB - ALLOTMENT CO - CURRENT		127,800,000.00	-	15,514,274.58	112,285,725.42	12.14%	6,110,874.58	6,110,874.58	0.00%
SUB - TOTAL SUB-ALLOTMENT (CURRENT)		310,409,378.18	14,025,161.75	140,744,859.76	169,664,518.42	45.34%	16,612,403.50	90,124,709.60	64.03%
TOTAL (CURRENT)		1,415,056,378.18	91,316,467.93	942,771,857.48	472,284,520.70	66.62%	93,359,741.59	690,020,794.70	94.40%
SUB - ALLOTMENT CONAP)									
Central Office									
PS									
SARO-ROIVA-19-0019997 dtd. 11/19/2019- Terminal Leave	5010000000	1.50							
SARO-ROIVA-19-0023158 dtd. 112/5/2019- Terminal Leave	5010000000	3.34							
Total PS CONAP		4.84			4.84	0.00%			0.00%
MOOE									
SAA No. 20-01-0055 dtd. 1/27/20 - Assistance to Indigent Patients either Confined or Out-Patient in Government Hospitals	5021402000	200,000.00							
Drugs and Medicines	5020307000			73,260.08				73,260.08	
Medical Supplies	5020308000			126,739.92				126,739.92	
Sub-total (MAIP)		200,000.00	-	200,000.00	-	100.00%	-	200,000.00	100.00%
SAA No. 2019-08-1422 dtd. 08/16/19 - Health Facility Policy and Development Plan -Patient Safety Day Celebration	5021408000	50,000.00							
Sub-total (HFPPD - PSD)		50,000.00	-	-	50,000.00	0.00%	-	-	0.00%
SAA No. 2019-08-1491 dtd. 08/22/19 - Human Resources for Health and Institutional Capacity Management - Standardizations of Systems Thinking Learning Outcomes for Practice - Based Residency Training in Family and Community Medicine	5021408000	42,346.90		-	-				
Sub-total (HRH-Family Med.)		42,346.90	-	-	42,346.90	0.00%	-	-	0.00%
SAA No. 2020-06-0190 dtd. 6/19/20 - Family Health, Nutrition and Responsible Parenting	5021199000	401,688.00							
Other Professional Services			27,568.57	27,568.57			27,568.57	27,568.57	
Sub-total (QRF - FAMMED)		401,688.00	27,568.57	27,568.57	374,119.43	6.86%	27,568.57	27,568.57	100.00%
SAA No. 2019-09-1707 dtd. 9/5/19 - Health Sector Reasearh Development - Research related Activities including UHC IRR Advocacy Activities	5021408000	1,248,542.11		-	-				
Training Expenses	5020201000		266,019.00	530,752.33				161,551.33	
Representation Expenses	5029903000		15,000.00	30,000.00				15,000.00	
Other Professional Services	5021299000		27,885.25	126,650.69			27,885.25	126,650.69	
Office Supplies	5020301000		41,995.00	41,995.00			25,000.00	25,000.00	
Sub-total (Research)		1,248,542.11	350,899.25	729,398.02	519,144.09	58.42%	52,885.25	328,202.02	45.00%
Total Release - Central Office (CONAP)		1,942,577.01	378,467.82	956,966.59	985,610.42	49.26%	80,453.82	555,770.59	58.08%


STATEMENT OF ALLOTMENTS, OBLIGATIONS AND BALANCES
As of September 30, 2020

Department: HEALTH
Agency : BATANGAS MEDICAL CENTER
Fund : General Fund 101

SUB - ALLOTMENT - CO- (CONAP)									
Central Office									
SAA No. 2019-10-2204 dtd. 10/30/19 HFEP - Capital Outlay									
Motor Vehicles	5060406001	2,500,000.00		2,477,520.00			2,477,520.00	2,477,520.00	
Sub-total (HFEP - MV)		2,500,000.00	-	2,477,520.00	22,480.00	99.10%	2,477,520.00	2,477,520.00	100.00%
SAA No. 2019-07-1131 dtd. 7/31/19 HFEP - Capital Outlay									
Medical Equipment	5060405011	1,221,214.00		1,081,522.00			439,982.00	661,522.00	
Infrastructure	5060404003	4,196,112.00	71,250.00	195,000.00			71,250.00	195,000.00	
Sub-total (HFEP)		5,417,326.00	71,250.00	1,276,522.00	4,140,804.00	23.56%	511,232.00	856,522.00	67.10%
TOTAL RELEASE - Central Office - Capital Outlay		7,917,326.00	71,250.00	3,754,042.00	4,163,284.00	47.42%	2,988,752.00	3,334,042.00	88.81%
TOTAL SUB-ALLOTMENT (CONAP)		9,859,907.85	449,717.82	4,711,008.59	5,148,899.26	47.78%	3,069,205.82	3,889,812.59	82.57%
GRAND TOTAL		1,424,916,286.03	91,766,185.75	947,482,866.07	477,433,419.96	66.49%	96,428,947.41	893,910,607.29	94.35%

Prepared By: 
WENIFREDA C. MONTALBO, MBA
Supervising Administrative Officer
Date:

Noted By: 
JOSIE G. MANALO, CPA, MPA
Financial & Management Officer II
Date:

Approved By: 
RAMONCITO C. MAGNAYE, MD, FPCS, MHA
Medical Center Chief II
Date: