

**STATEMENT OF APPROVED BUDGET, UTILIZATIONS, DISBURSEMENTS AND BALANCES BY OBJECT OF EXPENDITURES**  
As of the Quarter Ending June 30, 2019


Department : HEALTH  
Agency : BATANGAS MEDICAL CENTER  
Operating Unit : A.03.c.06.D.01  
Organization Code (UACS) : 303040000  
Funding Source Code (as clustered) : GENERAL FUND 101  
(e.g. Old Fund Code: 101,102, 151)

Particulars	UACS CODE	Approved Budget			Budget Utilization					Disbursements					BALANCES		
		Approved Budgeted Revenue	Adjustments (Additions, Reductions, Realignment)	Adjusted Budgeted Revenue	1st Quarter Ending March 31	2nd Quarter Ending June 30	3rd Quarter Ending September 30	4th Quarter Ending December 31	Total	1st Quarter Ending March 31	2nd Quarter Ending June 30	3rd Quarter Ending September 30	4th Quarter Ending December 31	Total	Unutilized Budget	Unpaid Utilizations (10-15) = (17+18)	
																Due and Demandable	Not Yet Due and Demandable
1	2	3	4	5=[3+(-)4]	6	7	8	9	10=[6+7+8+9]	11	12	13	14	15=[11+12+13+14]	16=[5-10]	17	18
<b>SUMMARY</b>				-	-	-	-	-	-	-	-	-	-	-	-	-	-
<b>A. AGENCY SPECIFIC BUDGET</b>																	
Maintenance & Other Operating Expenses		160,467,953.33	-	160,467,953.33	31,867,862.33	26,860,530.76	-	-	58,728,393.09	10,804,426.08	23,165,832.40	-	-	33,770,258.48	91,739,560.24	1,578,612.00	23,379,522.81
Travelling Expenses	5020101000	-	40,000.00	40,000.00	-	5,500.00	-	-	5,500.00	-	5,500.00	-	-	5,500.00	34,500.00	-	-
Training Expenses	5020201000	191,000.00	500,000.00	691,000.00	191,000.00	489,440.00	-	-	680,440.00	191,000.00	489,440.00	-	-	680,440.00	10,560.00	-	-
Office Supplies	5020301000	4,425,000.00	-	4,425,000.00	69,390.00	1,664,156.96	-	-	1,733,546.96	4,100.00	1,173,871.96	-	-	1,177,971.96	2,691,453.04	-	555,575.00
Accountable Forms	5020302000	1,000,000.00	-	1,000,000.00	-	200,000.00	-	-	200,000.00	-	200,000.00	-	-	200,000.00	800,000.00	-	-
Food Supplies Expenses	5020305000	3,779,919.57	-	3,779,919.57	63,080.00	36,000.00	-	-	99,080.00	-	2,000.00	-	-	2,000.00	3,680,839.57	97,080.00	-
Drugs and Medicines	5020307000	4,000,000.00	- 500,000.00	3,500,000.00	409,069.00	430,500.00	-	-	839,569.00	409,069.00	-	-	-	409,069.00	2,660,431.00	-	430,500.00
Medical, Dental and Laboratory Supplies	5020308000	60,245,761.36	- 520,000.00	59,725,761.36	28,688,735.27	1,739,562.47	-	-	30,428,297.74	8,369,693.32	3,967,918.11	-	-	12,337,611.43	29,297,463.62	-	18,090,686.31
Fuel, Oil and Lubricants	5020309000	436,000.00	-	436,000.00	-	2,301.00	-	-	2,301.00	-	2,301.00	-	-	2,301.00	433,699.00	-	-
Other Supplies and Materials Expenses	5020399000	6,776,732.67	500,000.00	7,276,732.67	-	6,809,885.08	-	-	6,809,885.08	-	5,965,524.08	-	-	5,965,524.08	466,847.59	4,176.00	840,185.00
Water Expenses	5020401000	1,855,000.00	-	1,855,000.00	479,498.50	1,092,683.50	-	-	1,572,182.00	479,498.50	1,092,683.50	-	-	1,572,182.00	282,818.00	-	-
Electricity Expenses	5020402000	16,991,000.00	-	16,991,000.00	-	-	-	-	-	-	-	-	-	-	16,991,000.00	-	-
Postage and Courier Services	5020501000	-	20,000.00	20,000.00	-	10,500.00	-	-	10,500.00	-	-	-	-	-	9,500.00	10,500.00	-
Telephone- Landline	5020502001	500,000.00	-	500,000.00	-	-	-	-	-	-	-	-	-	-	500,000.00	-	-
Telephone- Mobile (trunkline)	5020502003	-	-	-	-	-	-	-	-	-	-	-	-	-	-	-	-
Internet	5020503000	900,000.00	- 500,000.00	400,000.00	-	-	-	-	-	-	-	-	-	-	400,000.00	-	-
Cable Expense	5020504000	-	-	-	-	-	-	-	-	-	-	-	-	-	-	-	-
Auditing Services	5021102000	-	-	-	-	-	-	-	-	-	-	-	-	-	-	-	-
Consultancy Services	5021103000	-	-	-	-	-	-	-	-	-	-	-	-	-	-	-	-
Other Professional Services	5021199000	14,000,000.00	-	14,000,000.00	559,625.64	5,768,927.75	-	-	6,328,553.39	559,625.64	5,768,927.75	-	-	6,328,553.39	7,671,446.61	-	-
Environmental and Sanitary Services	5021201000	10,065,400.00	- 9,724.07	10,055,675.93	482,845.00	4,223,856.00	-	-	4,706,701.00	39,865.00	2,819,600.00	-	-	2,859,465.00	5,348,974.93	1,466,856.00	380,380.00
Janitorial Services	5021202000	1,700,000.00	9,724.07	1,709,724.07	551,824.62	1,157,899.45	-	-	1,709,724.07	528,574.62	1,181,149.45	-	-	1,709,724.07	0.00	-	-
Security Services	5021203000	3,500,000.00	-	3,500,000.00	-	-	-	-	-	-	-	-	-	-	3,500,000.00	-	-
RM - Hospital Buildings	5021304001	2,918,539.73	-	2,918,539.73	-	-	-	-	-	-	-	-	-	-	2,918,539.73	-	-
RM - Hospital Equipment	5021305011	10,450,000.00	-	10,450,000.00	372,794.30	2,815,582.00	-	-	3,188,376.30	23,000.00	153,880.00	-	-	176,880.00	7,261,623.70	-	3,011,496.30
RM - Hospital Vehicles	5021306001	897,000.00	-	897,000.00	-	70,700.00	-	-	70,700.00	-	-	-	-	-	826,300.00	-	70,700.00
Taxes, Duties and Licenses	5021501001	-	-	-	-	-	-	-	-	-	-	-	-	-	-	-	-
Fidelity Bond Premiums	5021502000	100,000.00	-	100,000.00	-	-	-	-	-	-	-	-	-	-	100,000.00	-	-
Insurance Expenses	50215030	4,900,000.00	-	4,900,000.00	-	2,736.55	-	-	2,736.55	-	2,736.55	-	-	2,736.55	4,897,263.45	-	-
Advertising Expenses	5029901000	50,000.00	- 40,000.00	10,000.00	-	-	-	-	-	-	-	-	-	-	10,000.00	-	-
Printing and Binding	5029902000	-	-	-	-	-	-	-	-	-	-	-	-	-	-	-	-
Representation Expenses	5029903000	-	-	-	-	-	-	-	-	-	-	-	-	-	-	-	-
Rent Expense - Motor Vehicle	5029905003	-	-	-	-	-	-	-	-	-	-	-	-	-	-	-	-
Rent Expense - Equipment	5029905004	736,600.00	-	736,600.00	-	300.00	-	-	300.00	-	300.00	-	-	300.00	736,300.00	-	-
Subscription Expenses	5029907000	50,000.00	-	50,000.00	-	-	-	-	-	-	-	-	-	-	50,000.00	-	-
Other Maintenance and Operating Expenses	5029999099	-	500,000.00	500,000.00	-	340,000.00	-	-	340,000.00	-	340,000.00	-	-	340,000.00	160,000.00	-	-




Particulars	UACS CODE	Approved Budget			Budget Utilization					Disbursements					BALANCES		
		Approved Budgeted Revenue	Adjustments (Additions, Reductions, Realignment)	Adjusted Budgeted Revenue	1st Quarter Ending March 31	2nd Quarter Ending June 30	3rd Quarter Ending September 30	4th Quarter Ending December 31	Total	1st Quarter Ending March 31	2nd Quarter Ending June 30	3rd Quarter Ending September 30	4th Quarter Ending December 31	Total	Unutilized Budget	Unpaid Utilizations (10-15) = (17+18)	
																Due and Demandable	Not Yet Due and Demandable
1	2	3	4	5=[3+(-)4]	6	7	8	9	10=[6+7+8+9]	11	12	13	14	15=[11+12+13+14]	16=[5-10]	17	18
Capital Outlays		26,972,442.00	-	26,972,442.00	2,362,594.45	9,816,821.83	-	-	12,179,416.28	1,043,971.11	3,566,587.83	-	-	4,610,558.94	13,793,025.72	5,270,000.00	2,298,857.34
Infrastructure Outlay																	
Power Supply Systems	5060403005	78,000.00		78,000.00	75,294.44	-			75,294.44	75,294.44	-			75,294.44	2,705.56		-
Building and Other Structures Outlay																	
Hospitals and Health Centers	5060404003	5,510,000.00		5,510,000.00		5,270,000.00			5,270,000.00						240,000.00	5,270,000.00	-
Hospital Vehicle	5060406001	2,860,000.00		2,860,000.00											2,860,000.00		-
Machinery and Equipment Outlay																	
Office Equipment	5060405002	1,743,000.00		1,743,000.00	65,000.00	-			65,000.00		65,000.00			65,000.00	1,678,000.00		-
ICT Equipment	5060405003	6,930,000.00		6,930,000.00	389,800.00				389,800.00		389,800.00			389,800.00	6,540,200.00		-
Medical Equipment	5060405011	8,192,000.00		8,192,000.00	1,744,510.01	4,102,702.83			5,847,212.84	968,676.67	3,006,502.83			3,975,179.50	2,344,787.16		1,872,033.34
Other Machinery and Equipment	5060405099	659,442.00		659,442.00	87,990.00	444,119.00			532,109.00		105,285.00			105,285.00	127,333.00		426,824.00
GRAND TOTAL		176,440,395.33	-	176,440,395.33	34,230,466.78	36,677,352.69	-	-	70,907,809.37	11,648,397.19	26,732,420.23	-	-	38,380,817.42	105,632,686.96	6,848,612.00	25,678,379.95


Certified Correct:

  
 WENIFREDA C. MONTALBO, MBA  
 Supervising Administrative Officer  
 Date: JUL 0 8 2019


Certified Correct:

  
 CARMINA C. CASTILLO, CPA  
 Accountant IV  
 Date:

Recommending Approval:

  
 JOSIE G. MANALO, CPA, MPA  
 Financial and Management Officer II  
 Date:

Approved By:

  
 RAMONCITO C. MAGNAYE, MD, FPCS, MHA  
 Medical Center Chief II  
 Date: