


**STATEMENT OF APPROVED BUDGET, UTILIZATIONS, DISBURSEMENTS AND BALANCES**  
As of the Quarter Ending September 30, 2017

Department : Department of Health (DOH)  
Agency : Office of the Secretary  
Operating Unit : Batangas Medical Center  
Organization Code (UACS) : 130011400033  
Report Status : APPROVED


Particulars	UACS CODE	Approved Budget			Budget Utilization					Disbursements					Balances		
		Approved Budgeted Revenue	Adjustments (Additions, Reductions, Realignment)	Adjusted Budgeted Revenue	1st Quarter Ending March 31	2nd Quarter Ending June 30	3rd Quarter Ending Sept. 30	4th Quarter Ending Dec. 31	Total	1st Quarter Ending March 31	2nd Quarter Ending June 30	3rd Quarter Ending Sept. 30	4th Quarter Ending Dec. 31	Total	Unutilized Budget	Unpaid Utilizations	
																Due and Demandable / Accounts Payable	Not Yet Due and Demandable
1	2	3	4	5=3+(-)4	6	7	8	9	10=(6+7+8+9)	11	12	13	14	15=(11+12+13+14)	16=(5-10)	17	18
<b>I. Agency Approved Budget</b>																	
Internally Generated Income	05206441	129,446,493.06	10,722,552.00	140,169,045.06	15,037,054.57	25,708,953.54	46,250,266.99	-	86,996,275.10	11,940,967.57	19,099,699.95	31,314,596.21	-	62,355,263.73	53,172,769.96	-	24,841,011.37
Operations	0000030000000000	129,446,493.06	10,722,552.00	140,169,045.06	15,037,054.57	25,708,953.54	46,250,266.99	-	86,996,275.10	11,940,967.57	19,099,699.95	31,314,596.21	-	62,355,263.73	53,172,769.96	-	24,841,011.37
MFO 2: TECHNICAL SUPPORT SERVICES	0000030200000000	129,446,493.06	10,722,552.00	140,169,045.06	15,037,054.57	25,708,953.54	46,250,266.99	-	86,996,275.10	11,940,967.57	19,099,699.95	31,314,596.21	-	62,355,263.73	53,172,769.96	-	24,841,011.37
Health Facilities Enhancement Program (HFEP)	0000030209000000	129,446,493.06	10,722,552.00	140,169,045.06	15,037,054.57	25,708,953.54	46,250,266.99	-	86,996,275.10	11,940,967.57	19,099,699.95	31,314,596.21	-	62,355,263.73	53,172,769.96	-	24,841,011.37
Operation of Regional Medical Centers, Sanitaria and other Hospitals	2230030209000005	129,446,493.06	10,722,552.00	140,169,045.06	15,037,054.57	25,708,953.54	46,250,266.99	-	86,996,275.10	11,940,967.57	19,099,699.95	31,314,596.21	-	62,355,263.73	53,172,769.96	-	24,841,011.37
MOOE		106,414,161.86	2,765,541.75	109,179,703.61	13,112,068.57	21,497,794.34	24,444,477.93	-	59,054,340.84	10,015,981.57	19,048,924.95	20,761,475.90	-	49,826,382.42	50,125,362.77	-	9,227,958.42
CO		23,032,331.20	7,957,010.25	30,989,341.45	1,924,986.00	4,211,159.20	21,805,789.06	-	27,941,934.26	1,924,986.00	50,775.00	10,553,120.31	-	12,528,881.31	3,047,407.19	-	15,413,052.95
<b>GRAND TOTAL</b>		<b>129,446,493.06</b>	<b>10,722,552.00</b>	<b>140,169,045.06</b>	<b>15,037,054.57</b>	<b>25,708,953.54</b>	<b>46,250,266.99</b>	<b>-</b>	<b>86,996,275.10</b>	<b>11,940,967.57</b>	<b>19,099,699.95</b>	<b>31,314,596.21</b>	<b>-</b>	<b>62,355,263.73</b>	<b>53,172,769.96</b>	<b>-</b>	<b>24,841,011.37</b>
PS		-	-	-	-	-	-	-	-	-	-	-	-	-	-	-	-
MOOE		106,414,161.86	2,765,541.75	109,179,703.61	13,112,068.57	21,497,794.34	24,444,477.93	-	59,054,340.84	10,015,981.57	19,048,924.95	20,761,475.90	-	49,826,382.42	50,125,362.77	-	9,227,958.42
Fin Ex		-	-	-	-	-	-	-	-	-	-	-	-	-	-	-	-
CO		23,032,331.20	7,957,010.25	30,989,341.45	1,924,986.00	4,211,159.20	21,805,789.06	-	27,941,934.26	1,924,986.00	50,775.00	10,553,120.31	-	12,528,881.31	3,047,407.19	-	15,413,052.95

*This report was generated using the Unified Reporting System*


Certified Correct:

  
**WENIFREDA C. MONTALBO, MBA**  
Supervising Administrative Officer  
Date: October 18, 2017


Certified Correct:

  
**CARMINA C. CASTILLO, CPA**  
Accountant IV  
Date: October 18, 2017

Recommended By:

  
**JOSIE G. MANALO, CPA, MPA**  
Financial and Management Officer II  
Date: October 18, 2017

Approved By:

  
**RAMONCITO C. MAGNAYE, MD, FPCS, MHA**  
Medical Center Chief II  
Date: October 18, 2017