




QUARTERLY PHYSICAL REPORT OF OPERATION  
As of 2016 September 30

Department: Department of Health (DOH)  
Appropriations: Current Year Appropriations  
Agency: Office of the Secretary  
Operating Unit: Batangas Medical Center  
Organization Code (UACS): 130011400033

Particulars 1	UACS CODE 2	Physical Targets					Physical Accomplishments					Variance as of June 30 2016 13	Remarks 14
		1st Quarter 3	2nd Quarter 4	3rd Quarter 5	4th Quarter 6	Total 7=(3+4+5+6)	1st Quarter 8	2nd Quarter 9	3rd Quarter 10	4th Quarter 11	Total 12=(8+9+10+11)		
Part A													
I. Operations													
MFO 3: HOSPITAL SERVICES	3030000000												
Direct Health Care Delivery													
Quantity													
No. of elective surgeries		695	695	695		2,085	842	861	932		2,635	550	
No. of emergency surgeries		398	398	398		1,194	446	402	445		1,293	99	
Quality													
Net death rate among in-patients		2.50%	2.50%	2.50%		2.50%	3.94%	3.92%	3.80%		3.87%	1.37%	
% of clients that rate the hospital services as good or better		95%	95%	95%		95.00%	92.79%	94.13%	94%		93.64%	-1.36%	
% of in-patients with hospital - acquired infection		0.25%	0.25%	0.25%		0.25%	0.78%	1.02%	0.93%		0.91%	0.66%	ventilator acquired infection
Timeliness													
% of out-patients with level 2 or more urgency rating attended to within 30 minutes		95%	95%	95%		95.00%	100%	100%	100%		100%	5%	
Financial													
Number of out-patients managed		22,350	22,350	22,350		67,050	24,659	26,612	27,825		79,096	12,046	
Number of in-patients managed		6,553	6,553	6,553		19,659	6,677	7,193	8,809		22,679	3,020	
Part B													
Major Programs/Projects													

Prepared By:  
  
WENIFREDA C. MONTALBO  
Planning Services Head/Planning Officer

In coordination with:  
  
JOSIE G. MANALO, CPA  
Financial Services Head/Budget Officer

Approved By:  
  
RAMONCITO C. MAGNAYE, MD, FPCS, MHA  
Agency Head/Department Secretary