


DETAILED STATEMENT OF CURRENT YEAR'S OBLIGATIONS, DISBURSEMENTS AND UNPAID OBLIGATIONS
As of the Quarter Ending September, 2015

Department: HEALTH
 Agency/Operating Units : BATANGAS MEDICAL CENTER
 Region/Province/City: IV, BATANGAS
 Fund: 101


Particulars	UACS CODE	Approved Budget			Budget Utilization					Disbursements					BALANCES		
		Approved Budgeted Revenue	Adjustments (Additions, Reductions,	Adjusted Budgeted Revenue	1st Quarter ending March 31	2nd Quarter ending June 30	3rd Quarter ending Sept. 30	4th Quarter ending Dec. 31	Total	1st Quarter ending March 31	2nd Quarter ending June 30	3rd Quarter ending Sept. 30	4th Quarter ending Dec. 31	Total	Unutilized Budget	Accounts Payable	Obligations Not Yet Due and Demandable
1	2	3	4	5=[3+(-)4]	6	7	8	9	10=(6+7+8+9)	11	12	13	14	15=(11+12+13+14)	16=(5-10)	17	18
MFO3 - HOSPITAL SERVICES																	
A. AGENCY SPECIFIC BUDGET																	
Maintenance & Other Operating Expenses		87,521,013.49													18,182,335.67		
Traveling Expenses																	
Travel Expenses-Local	5020101000				18,660.52	93,018.00	74,979.00		186,657.52	18,660.52	93,018.00	46,127.00		157,805.52			28,852.00
Training and Scholarship Expenses																	
Training Expenses	5020201000				55,000.00	108,200.00	256,400.00		419,600.00	55,000.00	108,200.00	245,400.00		408,600.00			11,000.00
Supplies and Materials Expenses																	
Office Supplies Expenses	5020301000				1,366,511.98	993,540.56	1,715,822.32		4,075,874.86	1,223,911.98	873,698.56	1,015,144.32		3,112,754.86			963,120.00
Accountable Forms Expenses	5020302000																
Food Supplies	5020305000						7,000.00		7,000.00								7,000.00
Drugs and Medicine	5020307000						1,424,970.00		1,424,970.00				1,371,010.00	1,371,010.00			53,960.00
Medical, Dental & Laboratory Supplies Expenses	5020308000				1,837,347.50	2,271,082.50	3,698,572.10		7,807,002.10	297,000.00	2,408,490.00	7,421,456.10		10,126,946.10			2,319,944.00
Other Supplies	5020399000				1,619,260.15	1,385,117.30	4,196,170.03		7,200,547.48	1,475,510.15	958,304.30	2,303,242.83		4,737,057.28			2,463,490.20
Gas, Oil and Lubricants	5020309000				10,014.69		82,079.55		92,094.24	10,014.69		879.60		10,894.29			81,199.95
Utility Expenses																	
Water Expenses	5020401000				377,073.00	391,352.60	947,051.50		1,715,477.10	377,073.00	389,552.60	948,851.50		1,715,477.10			
Electricity Expenses	5020402000						1,184,664.29		1,184,664.29			1,184,664.29		1,184,664.29			
Cooking Gas Expenses	5020399000																
Communication Expenses																	
Advertising Expenses	5029901000				43,926.40		114,150.40		158,076.80	43,926.40		114,150.40		158,076.80			
Postage and Deliveries	5020501000				7,152.00		22,000.00		29,152.00	7,152.00		22,000.00		29,152.00			
Telephone Expenses-Landline	5020502000																
Printing and Binding Expenses	5029902000				29,536.25	28,484.80			58,021.05		58,021.05			58,021.05			
Rental Expense	5029905000					24,000.00	26,500.00		50,500.00		24,000.00	26,500.00		50,500.00			
Representation Expenses	5029903000				11,000.00	137,410.00	134,640.00		283,050.00	1,835.00	138,575.00	22,175.00		162,585.00			120,465.00
Subscription Expense	5029907000				19,840.00				19,840.00	19,840.00				19,840.00			
Professional Services																	
Auditing Services	5021102000																
Consultancy Services	5021103000						131,000.00		131,000.00			116,000.00		116,000.00			15,000.00
Environment/Sanitary Services	5021201000				639,380.00	1,080,030.00	1,153,060.00		2,872,470.00	639,380.00	715,015.00	1,496,075.00		2,850,470.00			22,000.00
General Services	5021299000				1,324,053.99	907,521.84			2,231,575.83	1,324,053.99	907,521.84			2,231,575.83			
Janitorial Services	5021202000																
Honoraria	5010210000																
Repairs & Maintenance (Specify object)																	
RM - Buildings																	
RM - Hospitals and Health Centers	5021304000					20,375.00			20,375.00			20,375.00		20,375.00			
RM - Office Equipment, Furnitures and Fixtures																	
RM - Office Equipment, Furnitures and Fixtures	5021305000					171,515.00	8,040.00		179,555.00			158,515.00		158,515.00			21,040.00

Particulars	UACS CODE	Approved Budget			Budget Utilization					Disbursements					BALANCES		
		Approved Budgeted Revenue	Adjustments (Additions, Reductions,	Adjusted Budgeted Revenue	1st Quarter ending March 31	2nd Quarter ending June 30	3rd Quarter ending Sept. 30	4th Quarter ending Dec. 31	Total	1st Quarter ending March 31	2nd Quarter ending June 30	3rd Quarter ending Sept. 30	4th Quarter ending Dec. 31	Total	Unutilized Budget	Accounts Payable	Obligations Not Yet Due and Demandable
1	2	3	4	5=[3+(-)4]	6	7	8	9	10=(6+7+8+9)	11	12	13	14	15=(11+12+13+14)	16=(5-10)	17	18
RM - Machinery and Equipment					7,358,756.48	7,611,647.60	15,177,099.19	-	30,147,503.27	5,493,357.73	6,674,396.35	16,512,566.04	-	28,680,320.12	-	-	6,107,071.15
RM - Medical, Dental and Laboratory Equipment	5021305000					66,500.00	297,632.30		364,132.30		53,500.00	459,862.51		513,362.51			149,230.21
RM - Transportation Equipment																	
RM - Motor Vehicles	5021306000				36,965.00	101,073.00	3,550.00		141,588.00	36,965.00	98,923.00	2,150.00		138,038.00			3,550.00
Hospitals and Health Centers	5021304001					1,142,675.00			1,142,675.00		1,142,675.00			1,142,675.00			
Taxes, Insurance Premiums and Other Fees																	
Taxes, Duties and Licenses	5021501000					6,387.50	22,846.63		29,234.13		6,387.50	22,846.63		29,234.13			
Fidelity Bond	5021502000				4,965.14	49,500.00			54,465.14	4,965.14	49,500.00			54,465.14			
Other Transportation Expenses	5021306000																
Other MOOE	5029999000				1,305,999.99	1,187,600.00	34,965,479.99		37,459,079.98	1,305,999.99	1,187,600.00	34,965,479.99		37,459,079.98			
TOTAL		-	-	-	8,706,686.61	10,165,383.10	50,466,608.11	-	69,338,677.82	6,841,287.86	9,212,981.85	51,962,905.17	-	68,017,174.88	18,182,335.67	-	6,259,851.36
Capital Outlays		29,627,395.74															
Buildings															17,670,984.41		
Hospitals and Health Centers	5021304001																
Office Equipment, Furniture and Fixtures																	
Office Equipment	5021305002				210,930.00		161,680.00		372,610.00	210,930.00		136,280.00		347,210.00			25,400.00
Machinery and Equipment																	
Medical, Dental and Laboratory Equipment	5021305011				3,484,835.84	2,922,051.60	2,648,846.00		9,055,733.44	1,480,630.84	1,718,752.00	521,648.00		3,721,030.84			5,334,702.60
RM - Transportation Equipment																	
RM - Motor Vehicles	5021306000					1,029,000.00	1,499,067.89		2,528,067.89		1,029,000.00	1,499,067.89		2,528,067.89			
TOTAL		29,627,395.74	-	-	3,695,765.84	3,951,051.60	4,309,593.89	-	11,956,411.33	1,691,560.84	2,747,752.00	2,156,995.89	-	6,596,308.73	17,670,984.41	-	5,360,102.60
GRAND TOTAL		29,627,395.74	-	-	12,402,452.45	14,116,434.70	54,776,202.00	-	81,295,089.15	8,532,848.70	11,960,733.85	54,119,901.06	-	74,613,483.61	35,853,320.08	-	11,619,953.96


Certified Correct:


WENIFREDA C. MONTALBO
Supervising Administrative Officer
Date: October 02, 2015


Certified Correct:


CARMINA A. CASTILLO, CPA
Accountant IV
Date: October 02, 2015

Recommending Approval:


JOSIE G. MANALO, CPA
Financial and Management Officer II
Date: October 02, 2015

Approved By:


RAMONCITO C. MAGNAYE, MD, FPCC, MHA
Medical Center Chief II
Date: October 02, 2015