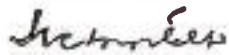


Particulars	UACS CODE	Approved Budget			Budget Utilization					Disbursements					BALANCES		
		Approved Budgeted Revenue	Adjustments (Additions, Reductions, Realignment)	Adjusted Budgeted Revenue	1st Quarter ending March 31	2nd Quarter ending June 30	3rd Quarter ending Sept. 30	4th Quarter ending Dec. 31	Total	1st Quarter ending March 31	2nd Quarter ending June 30	3rd Quarter ending Sept. 30	4th Quarter ending Dec. 31	Total	Unutilized Budget	Accounts Payable	Obligations Not Yet Due and Demandable
1	2	3	4	5=[3+(-)4]	6	7	8	9	10=(6+7+8+9)	11	12	13	14	15=(11+12+13+14)	16=(5-10)	17	18
RM - Machinery and Equipment					10,060,158.18	11,607,699.80	13,310,837.03	15,723,882.91	50,702,577.92	10,060,158.18	11,308,559.00	11,128,418.63	17,655,669.65	50,152,805.46	-	549,772.46	
RM - Medical, Dental and Laboratory Equipment	50213050				20,380.00		72,488.75	1,014,288.66	1,107,157.41	20,380.00		41,238.75	722,903.06	784,521.81		322,635.60	
RM - Transportation Equipment																	
RM - Motor Vehicles	50213060				14,685.00		8,250.00	25,540.00	48,475.00	14,685.00		8,250.00	25,540.00	48,475.00			
Taxes, Insurance Premiums and Other Fees																	
Taxes, Duties and Licenses	50215010						89,062.51		89,062.51			89,062.51		89,062.51			
Other Transportation Expenses	50213060						16,500.00	143,580.00	160,080.00			16,500.00	143,580.00	160,080.00			
Other MOOE	50299990				1,255,200.00	400,800.00			1,656,000.00	1,255,200.00	400,800.00			1,656,000.00			
TOTAL		56,588,018.83	-	-	11,350,423.18	12,008,499.80	13,497,138.29	16,907,291.57	53,763,352.84	11,350,423.18	11,709,359.00	11,283,469.89	18,547,692.71	52,890,944.78	2,824,665.99	872,408.06	-
Capital Outlays		18,862,673.31															
Buildings																13,941,420.56	
Hospitals and Health Centers								25,500.00	25,500.00				25,500.00	25,500.00			
Office Equipment, Furniture and Fixtures																	
Office Equipment					117,100.00	710,321.00	493,230.00	1,018,739.75	2,639,390.75	417,100.00	710,321.00	467,125.00	294,104.75	1,888,740.75		750,650.00	
Machinery and Equipment																	
Medical, Dental and Laboratory Equipment					372,996.00	357,442.00	589,534.00	936,390.00	2,256,362.00	292,996.00	308,442.00	335,728.00	489,396.00	1,426,562.00		829,800.00	
TOTAL		18,862,673.31	-	-	790,096.00	1,067,763.00	1,082,764.00	1,980,629.75	4,921,252.75	710,096.00	1,018,763.00	802,853.00	809,090.75	3,340,802.75	13,941,420.56	1,580,450.00	-
GRAND TOTAL		75,450,692.14	-	-	12,140,519.18	13,076,262.80	14,579,902.29	18,887,921.32	58,684,605.59	12,060,519.18	12,728,122.00	12,086,322.89	19,356,783.46	56,231,747.53	16,766,086.55	2,452,858.06	-

Certified Correct:




WENIFREDA C. MONTALBO
Supervising Administrative Officer
Date: January 30, 2015

Certified Correct:




CARMINA CASTILLO, CPA
Accountant IV
Date: January 30, 2015

Recommending Approval:



JOSIE G. MANALO, CPA
Financial and Management Officer II
Date: January 30, 2015

Approved By:



RAMONCITO C. MAGNAYE, MD, FPCS, MHA
Medical Center Chief II
Date: January 30, 2015